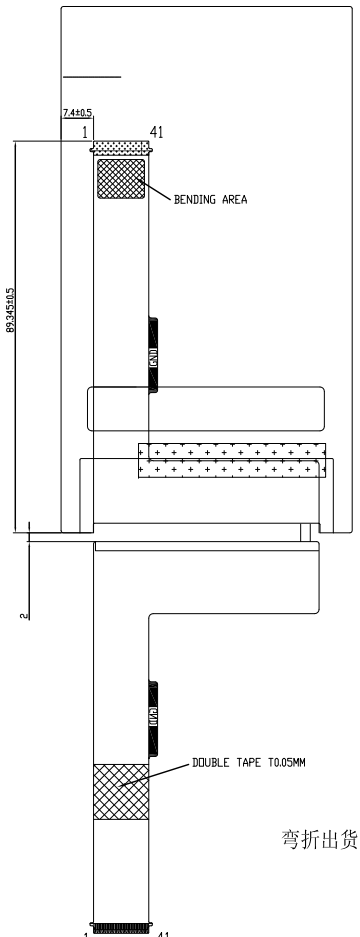
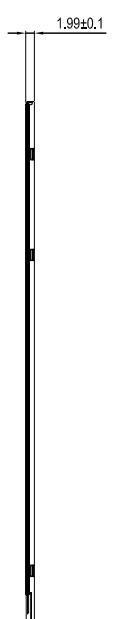
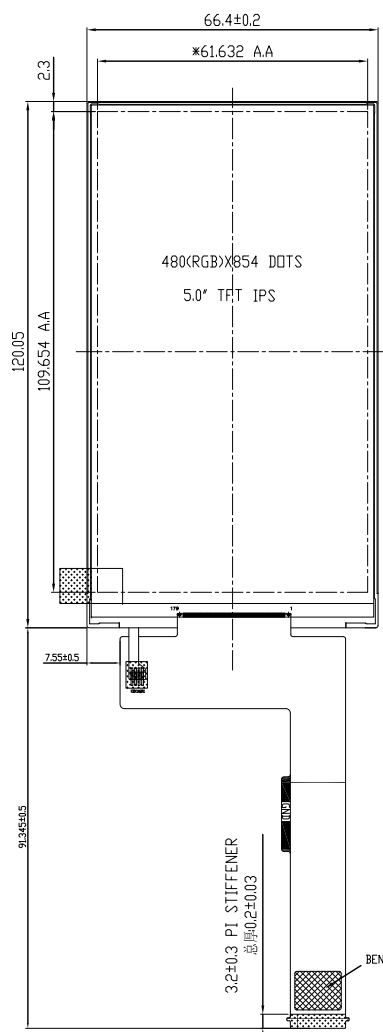


REV.	DRG DATE	DESCRIPTION	DRAWN BY
1.0	16.06.24	First issue	welling
2.0	18.01.11	Modify PIN38	welling

A
B
C
D
E



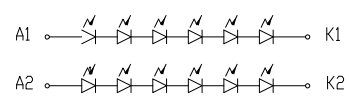
TFT ASSIGNMENT:

PIN	SYMBLE
1	VCI
2	GND
3	IOVCC
4	VS
5	HS
6	PCLK
7	DE
8	B0 (DB0)
9	B1 (DB1)
10	B2 (DB2)
11	B3 (DB3)
12	B4 (DB4)
13	B5 (DB5)
14	B6 (DB6)
15	B7 (DB7)
16	G0 (DB8)
17	G1 (DB9)
18	G2 (DB10)
19	G3 (DB11)
20	G4 (DB12)
21	G5 (DB13)
22	G6 (DB14)
23	G7 (DB15)
24	R0 (DB16)
25	R1 (DB17)
26	R2 (DB18)
27	R3 (DB19)
28	R4 (DB20)
29	R5 (DB21)
30	R6 (DB22)
31	R7 (DB23)
32	RESX
33	CSX
34	SCL
35	SDI
36	SDO
37	TE
38	NC
39	LED+
40	LED-
41	LED-

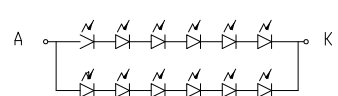
Note: IM0 connect to VDD

Specification:

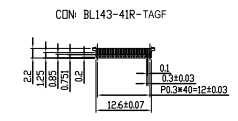
1. Viewing angle: IPS
2. Display mode: NORMALLY BLACK
3. Operating temp: -20°C~+60°C
4. Storage temp: -30°C~+70°C
5. LCD Driver IC: ILI9806E
6. Backlight: 12 chip white LED
7. General Tolerance: ±0.2
8. ROHS Request



BL 线路



客户要求



DRG DATE	18.01.11	TITLE	LCM OUTLINE	Rocktech Displays Limited			
CHECK	WELLING	MODEL.	RK050HR045B	REV.	UNIT	SIZE	(3)
CHECK		DWG No.		2.0	mm	A4	
APPROVE		PAGE	1 OF 1				