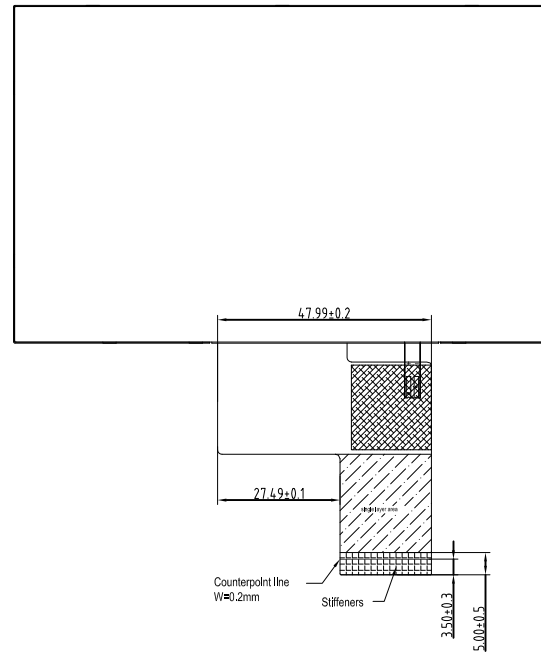
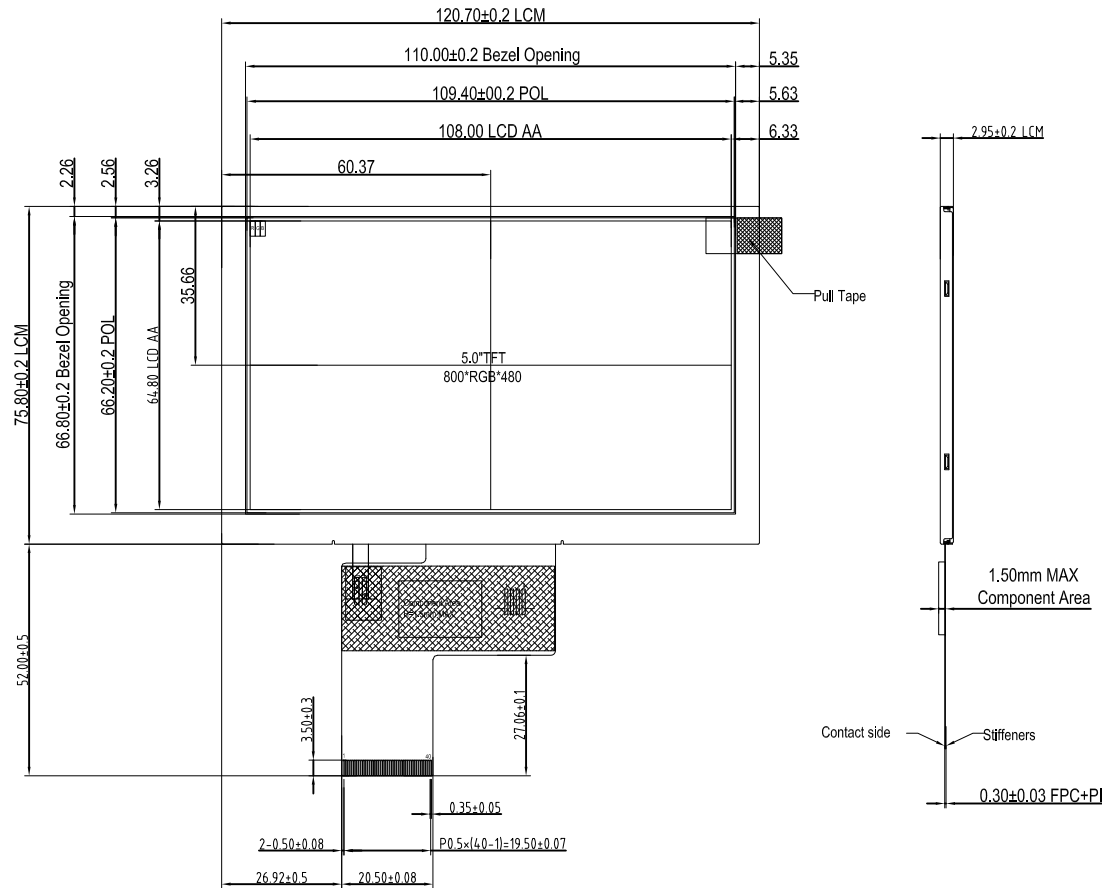


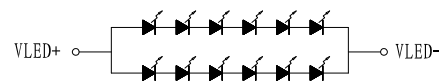
ISSUE	MODIFY DESCRIPTION	DATE
1.0	First Issue	2019.03.03

TFT ASSIGNMENT:

PIN	SYMBLE
1	VLED-
2	VLED+
3	GND
4	VDD
5	R0
6	R1
7	R2
8	R3
9	R4
10	R5
11	R6
12	R7
13	G0
14	G1
15	G2
16	G3
17	G4
18	G5
19	G6
20	G7
21	B0
22	B1
23	B2
24	B3
25	B4
26	B5
27	B6
28	B7
29	GND
30	DCLK
31	DISP
32	HSYNC
33	VSYNC
34	DE
35	NC
36	GND
37	NC/XR
38	NC/YD
39	NC/XL
40	NC/YU



Display Type	Transmissive, Normally Black
Display Resolution	800(RGB)*480
Viewing Angle	FREE
LCD Controller/Driver	ST7262-G4
LCD Driving Voltage	3.3V
Operation Temperature	-20°C TO 70°C
Storage Temperature	-30°C TO 80°C
Backlight Speciality	LED Side(White, 12PCS DIES),Vf=19.2V,If=40mA
Remark	Typical luminance: 500cd/m ² All materials in the drawing comply with the ROHS



CIRCUIT DIAGRAM

TITLE:		LCM Outline	
PROJECT NO:		RK050HR18	
DESCRIPTION:		5.0 Inch TFT	
General Tolerance: ±0.2			
Rocktech Displays Limited			
THIRD ANGLE PROJECTION			
	NAME	SIGN	DATE
DRAWN	Marvin Zhou		2019.03.03
CHECKED	Marvin Zhou		2019.03.03
REV: 1.0	UNIT: mm	SCALE:1/1	SHEET: 1 OF 1