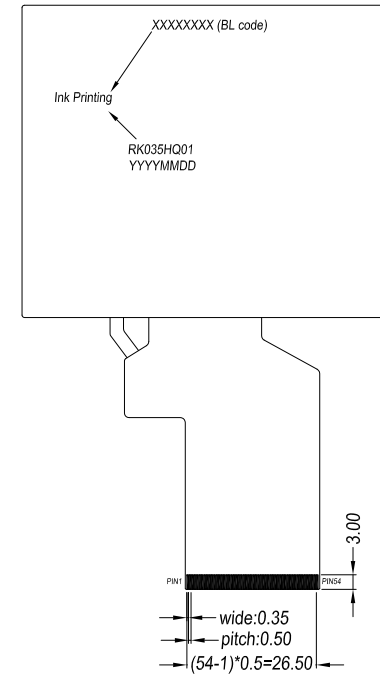
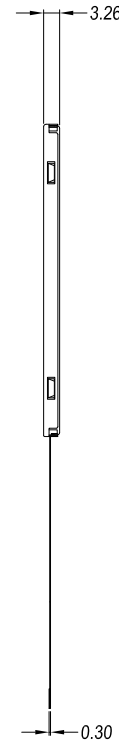
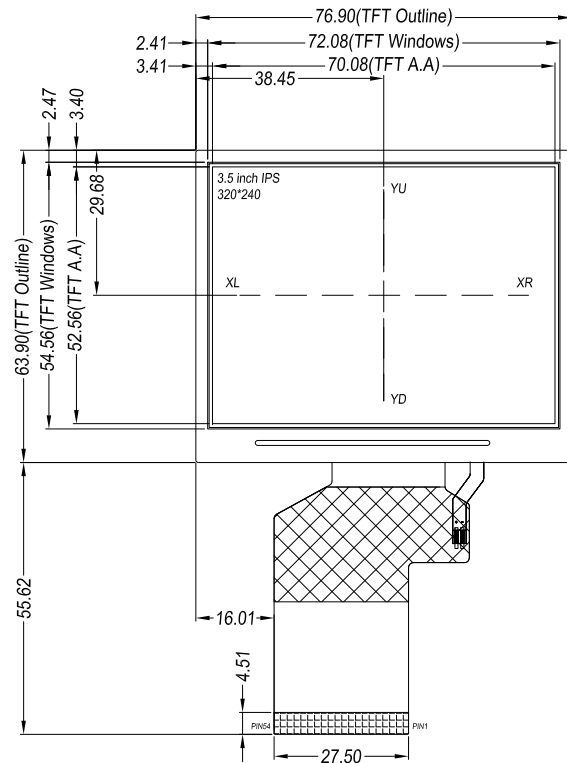


ISSUE	MODIFY DESCRIPTION	DATE
1.0	First Issue	2018.06.15



TFT ASSIGNMENT:

PIN	SYMBLE
1	LED-K
2	LED-K
3	LED-A
4	LED-A
5	YU
6	XR
7	NC
8	RESET
9	SPENB
10	SPCK
11	SPDA
12	B0
13	B1
14	B2
15	B3
16	B4
17	B5
18	B6
19	B7
20	G0
21	G1
22	G2
23	G3
24	G4
25	G5
26	G6
27	G7
28	R0
29	R1
30	R2
31	R3
32	R4
33	R5
34	R6
35	R7
36	HSYNC
37	VSYNC
38	DOTCLK
39	NC
40	NC
41	VCC
42	VCC
43	YD
44	XL
45	NC
46	NC
47	NC
48	IF2
49	IF1
50	IF0
51	NC
52	DEN
53	GND
54	GND

Display Type	Transmissive, Normally Black
Display Resolution	320(RGB)X240
Viewing Angle	FREE
LCD Controller/Driver	ST7272A
LCD Driving Voltage	3.3V
Operation Temperature	-20°C TO 70°C
Storage Temperature	-30°C TO 80°C
Backlight Speciality	6PCS LEDS, Vf=19.2V, If=20mA
Remark	All materials in the drawing comply with the ROHS



LED Diagram Circuit

TITLE:		LCM Outline	
PROJECT NO:		RK035HQ01	
DESCRIPTION:		3.5 Inch TFT	
GENERAL TOLERANCE: ±0.3			
Rocktech Displays Limited			
THIRD ANGLE PROJECTION			
	NAME	SIGN	DATE
DRAWN	Marvin Zhou		2018.06.15
CHECKED	Marvin Zhou		2018.06.15
REV: 1.0	UNIT: MM	SCALE: 1/1	SHEET: 1 OF 1